

NUS Online Application User Guide – Self-funded Participant

1. Go to NUS Online Application Portal : <https://myapplications.nus.edu.sg>
2. Select your identity: **Member of the Public**
3. Select the option - **Short Course/Modular Course**> **Applying for Myself**.

NUS
National University of Singapore

Welcome to NUS Online Application Portal!

This is property of NUS and for authorised users only. You should only be accessing or using this system if you have a legitimate need to do so. Users of this system will have all of their activities on this system monitored and recorded by our IT personnel. Anyone using this system expressly consents to such monitoring and you are advised that such monitoring discloses to us activity that we consider to criminal or a misuse of our IT system, we will report such activity to the relevant authorities or take such necessary legal action against you as may be warranted in the circumstances.

▶ [Click here for Instructions.](#)

Please identify yourself: I am

Short Course / Modular Course

Applying for Myself

Exec/Specialist/Graduate Cert

▶ [Do you have questions or need assistance?](#)

4. Click on **Browse Academic Modules/Short Courses**
 5. Select **Short Course**
 6. Type the **Course Title** & Click on **Browse Courses**
- OR
7. Click on **More Filters**, Select **FoL Dean’s Office** for By Faculty and **Non SSG-Subsidised** & Click **Browse Courses**

NUS
National University of Singapore

Online Application Portal

Welcome to NUS Online Application Portal!

> [Click here for Instructions.](#)

Already applied?
[Check Application Status](#)

Get Started Now?
[Browse Academic Courses/Short Courses](#)

Search for Academic Courses/Short Courses that suit your interests/goals

Short Course

PDPA Compliance for HR Professionals

▼ **More Filters**

FoL Dean's Office

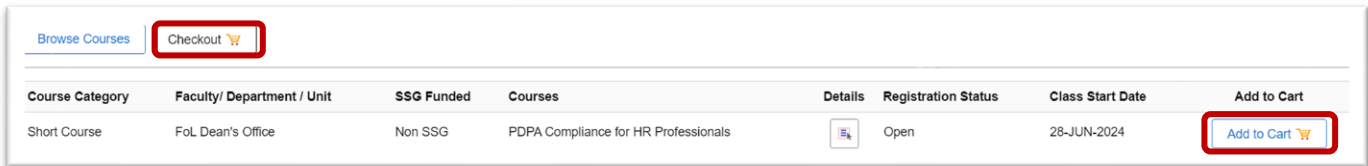
--- SSG Sponsored? ---

--- Class Start Date From ---

--- Class Start Date To ---

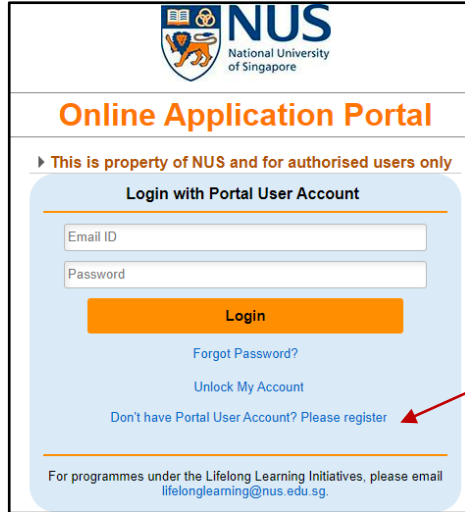
[Browse Courses](#) [Checkout](#)

8. **Add to Cart** the module you wish to apply. You can add up to five modules in the Cart.

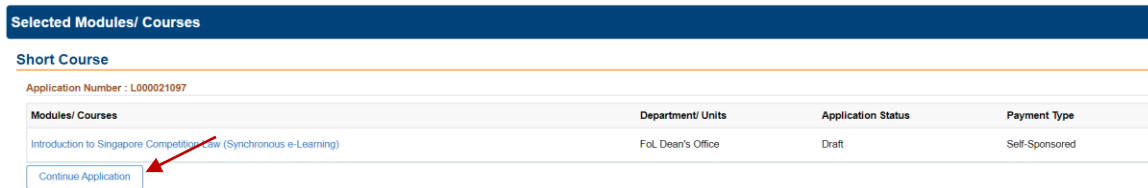


9. **Checkout** the item(s) you have added to cart.

10. To proceed with your application, **login** to your existing account, or **register a new account**. Register with your official name as it appears on your NRIC/FIN/Passport.

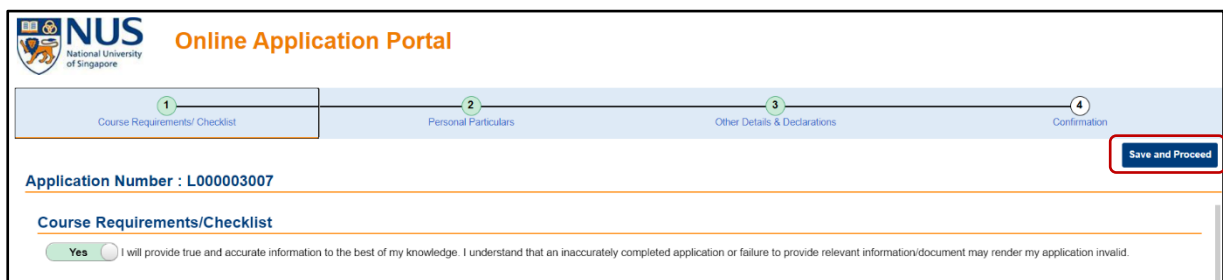


11. Click Continue Application to review your application and make changes, if needed.



12. Fill out all the required information from **1 to 4**

- Save and Proceed
- Submit Application



13. A pop-up message will appear when your application is successfully submitted. You will also receive an email acknowledgement with an **application number** within 24 hours. Please quote your application number when making enquiries.

