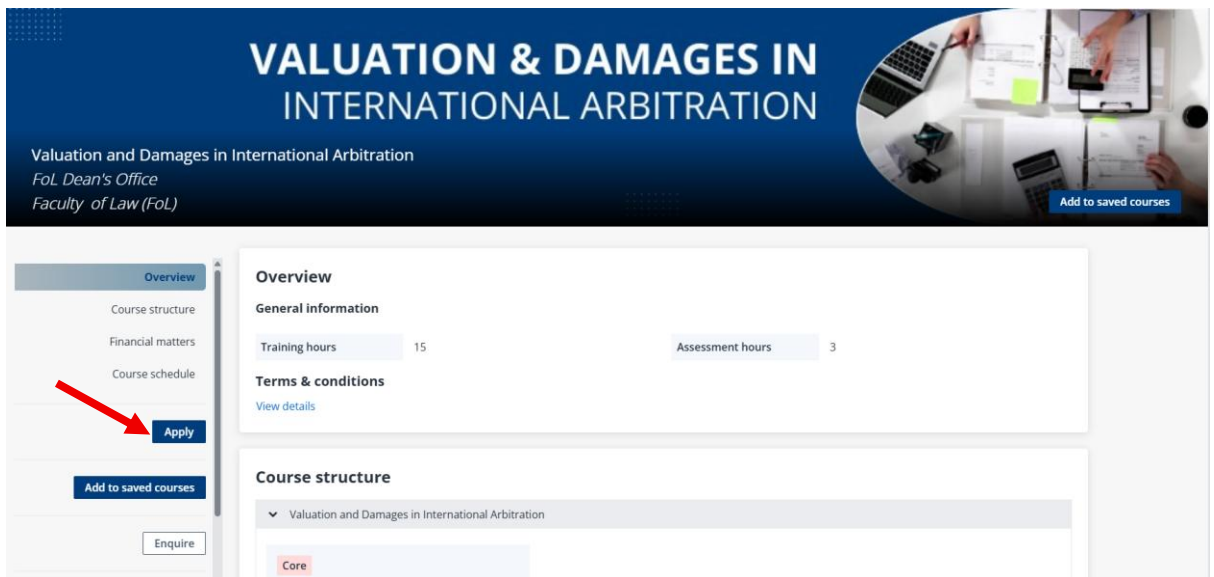


NUS Online Application L3AP User Guide: Self-sponsored Participant

1. Click on **Apply**.



2. Click on **Sign in** when the following prompt appears.

Alert

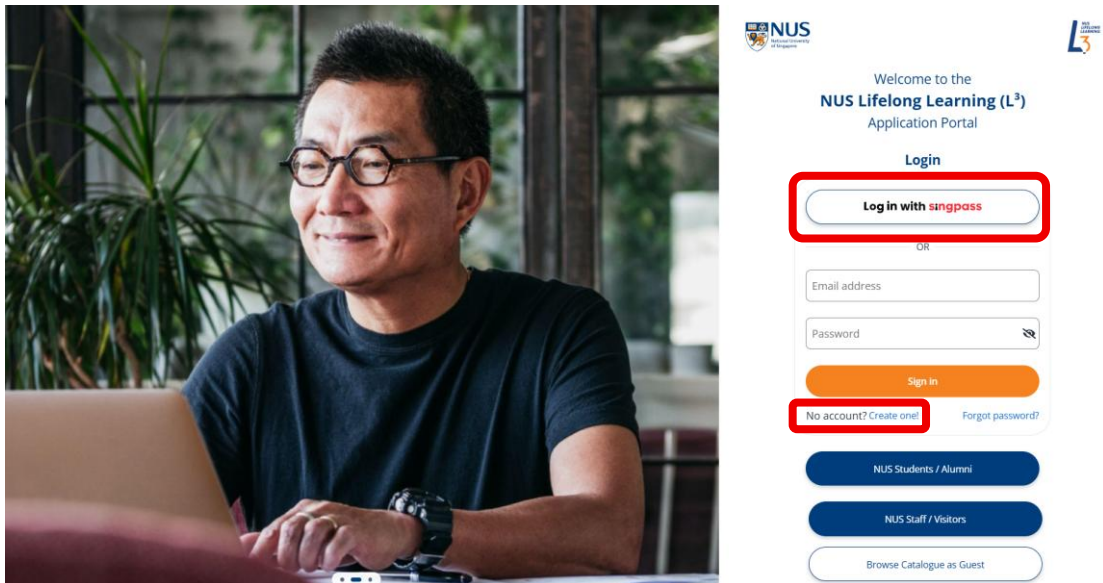
You are not signed in to the system. Click "Sign in" to proceed.



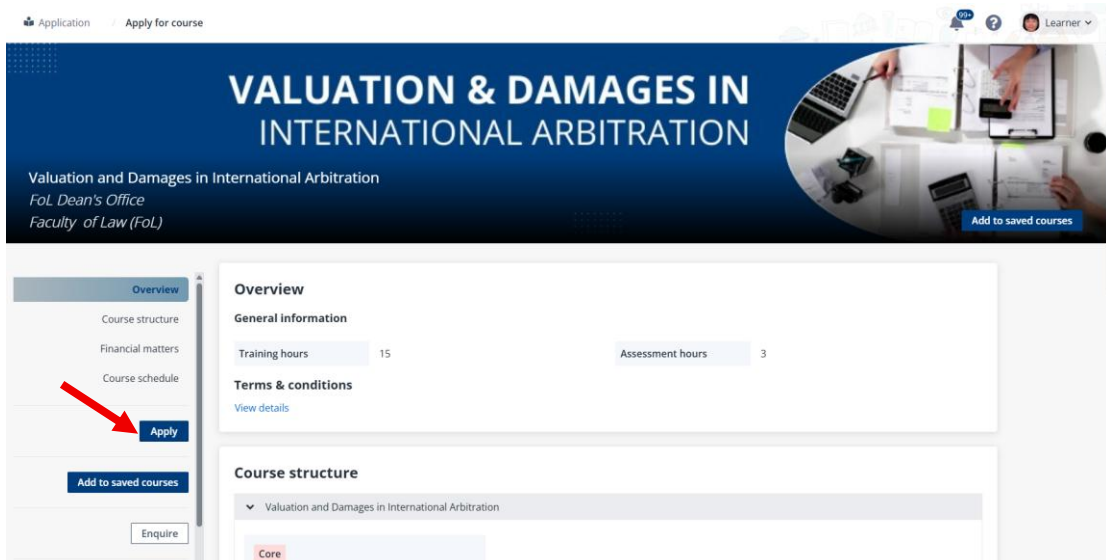
3. Login at NUS Lifelong Learning Application Portal (<https://os.l3ap.nus.edu.sg/>).

For Singapore Citizens, Permanent Residents (PR), you may login using your SingPass for quick verification of your personal information.

For those who do not have SingPass (e.g. foreigners), you may sign up for an account using your email.



4. Click on apply to initiate the application form.



5. Fill in the requested information in the application form accordingly.

The screenshot shows the 'Step 1. Applicant details' section of an application form. The form is titled 'OPEN-LAW-NLA011 - Valuation and Damages in International Arbitration' and has an estimated completion time of 10 minutes. The form is divided into several sections: 'Applicant details', 'Contact information', and 'Residential address'. The 'Applicant details' section includes fields for 'Retrieve from Myinfo' (No), 'Official full name' (KOH SHIHAN, CHERYL), 'Family name' (KOH), 'Age' (36), 'NRIC', 'Secondary race', 'Country/Region of birth' (SINGAPORE), and 'Salutation'. The 'Contact information' section includes 'Mobile number' and 'Email address'. The 'Residential address' section includes 'Country or region' (SINGAPORE) and 'Postal code'. There are also fields for 'Retrieve from NUS records' (Verified), 'Date of birth' (*****), 'Given name' (SHIHAN, CHERYL), 'Citizenship type' (Singapore citizen), 'Race' (CHINESE), 'Gender' (Female), 'Preferred name' (Cheryl Koh Shihan), and 'NUS Alumni' (No). The form has a 'Cancel' button, a 'Save as draft' button, and a 'Save and next' button.

6. After the information is filled and the declaration form is completed, you may review the application form before submitting.

The screenshot shows the 'Step 6. Preview application form' section of the application form. The form is titled 'Step 6. Preview application form' and has a description: 'View and check all relevant information of your application. You can go to the corresponding section to edit the information.' The form is divided into several sections: 'Applicant details', 'Contact information', and 'Residential address'. The 'Applicant details' section includes fields for 'Retrieve from Myinfo' (Yes, Verified), 'Official full name' (KOH SHIHAN, CHERYL), 'Family name' (KOH), 'Age' (36), 'NRIC', 'Secondary race', 'Country/Region of birth' (SINGAPORE), and 'Salutation'. The 'Contact information' section includes 'Mobile number' and 'Email address'. The 'Residential address' section includes 'Country or region' (SINGAPORE), 'Block/Building No.' (77), 'Postal code', and 'Building name'. There are also fields for 'Retrieve from NUS records', 'Date of birth' (*****), 'Given name' (SHIHAN, CHERYL), 'Citizenship type' (Singapore citizen), 'Race' (CHINESE), 'Gender' (Female), 'Preferred name', and 'NUS Alumni' (No). The form has a 'Cancel' button, a 'Save as draft' button, a 'Back' button, and a 'Submit' button. A red arrow points to the 'Submit' button.

To access a more detailed user guide for L3AP, you may visit [here](#).